



TECHNISCHE
UNIVERSITÄT
DRESDEN



BIOTEchnologisches Zentrum

An In-Depth Look into Affibodies

Marvin Prein

Molecular Bioengineering

01.06.2015



Review

Affibody molecules: Engineered proteins for therapeutic, diagnostic and biotechnological applications

J. Löfblom^a, J. Feldwisch^{b,c}, V. Tolmachev^b, J. Carlsson^b, S. Ståhl^{a,*}, F.Y. Frejd^{b,c}

^aDepartment of Molecular Biotechnology, School of Biotechnology, Royal Institute of Technology (KTH), AlbaNova University Center, SE-106 91 Stockholm, Sweden

^bDepartment of Oncology, Radiology and Clinical Immunology, Rudbeck Laboratory, Uppsala University, SE-75185 Uppsala, Sweden

^cAffibody AB, Lindhagensgatan 133, SE-112 51 Stockholm, Sweden

Structural basis for high-affinity HER2 receptor binding by an engineered protein

Charles Eigenbrot^{a,b,1}, Mark Ultsch^a, Anatoly Dubnovitsky^c, Lars Abrahmsén^{d,1}, and Torleif Härd^{c,1}

^aDepartment of Structural Biology and ^bDepartment of Antibody Engineering, Genentech Inc., 1 DNA Way, South San Francisco, CA 94080; ^cDepartment of Molecular Biology, Swedish University of Agricultural Sciences, Uppsala Biomedical Center, SE-751 24 Uppsala, Sweden; and ^dAffibody AB, Lindhagensgatan 133, SE-112 51 Stockholm, Sweden



Review

Affibody molecules: Engineered proteins for therapeutic, diagnostic and biotechnological applications

J. Löfblom^a, J. Feldwisch^{b,c}, V. Tolmachev^b, J. Carlsson^b, S. Ståhl^{a,*}, F.Y. Frejd^{b,c}

^aDepartment of Molecular Biotechnology, School of Biotechnology, Royal Institute of Technology (KTH), AlbaNova University Center, SE-106 91 Stockholm, Sweden

^bDepartment of Oncology, Radiology and Clinical Immunology, Rudbeck Laboratory, Uppsala University, SE-75185 Uppsala, Sweden

^cAffibody AB, Lindhagensgatan 133, SE-112 51 Stockholm, Sweden

Structural basis for high-affinity HER2 receptor binding by an engineered protein

Charles Eigenbrot^{a,b,1}, Mark Ultsch^a, Anatoly Dubnovitsky^c, Lars Abrahmsén^{d,1}, and Torleif Härd^{c,1}

^aDepartment of Structural Biology and ^bDepartment of Antibody Engineering, Genentech Inc., 1 DNA Way, South San Francisco, CA 94080; ^cDepartment of Molecular Biology, Swedish University of Agricultural Sciences, Uppsala Biomedical Center, SE-751 24 Uppsala, Sweden; and ^dAffibody AB, Lindhagensgatan 133, SE-112 51 Stockholm, Sweden

What are Affibodies?



Staphylococcal protein
A derivations

Three-helical bundle
structure

Z-domain creation by
mutations

58 amino acids long

Central binding
sequence includes
13aa



http://www.protein.pl/?name=repetitive_scaffolds

The differences to Antibodies



Antibody	Affibody
Large	Small
High Abundance	Low Abundance
Disulphide Bonds	No Disulphide Bonds
Lower Heat Stability	Higher Heat Stability
Lower Affinity/Specificity	Higher Affinity/Specificity
Lower Chemical Stability	Higher Chemical Stability

Affibody Synthesis Techniques

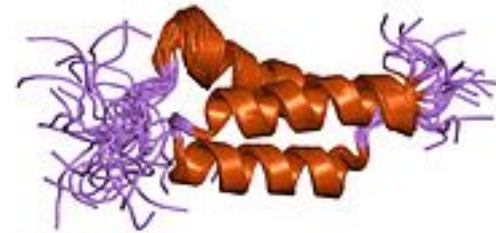


Usage of synthetic
combinatorial libraries

Phage display technology

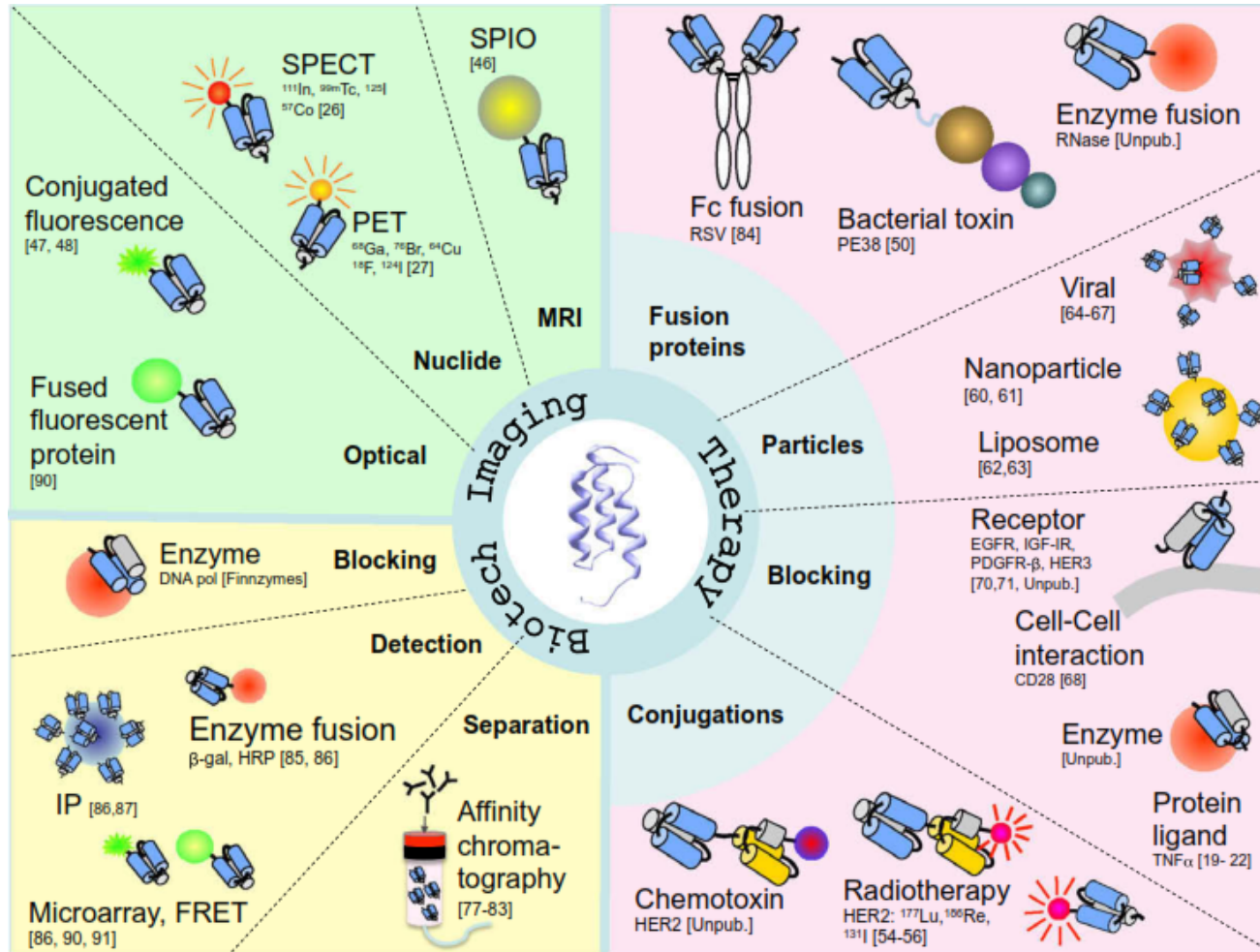
Microbial display-based
systems

Applying microbeads



http://upload.wikimedia.org/wikipedia/commons/thumb/c/c9/PDB_1ss1_EBI.jpg/220px-PDB_1ss1_EBI.jpg

Affibody Applications



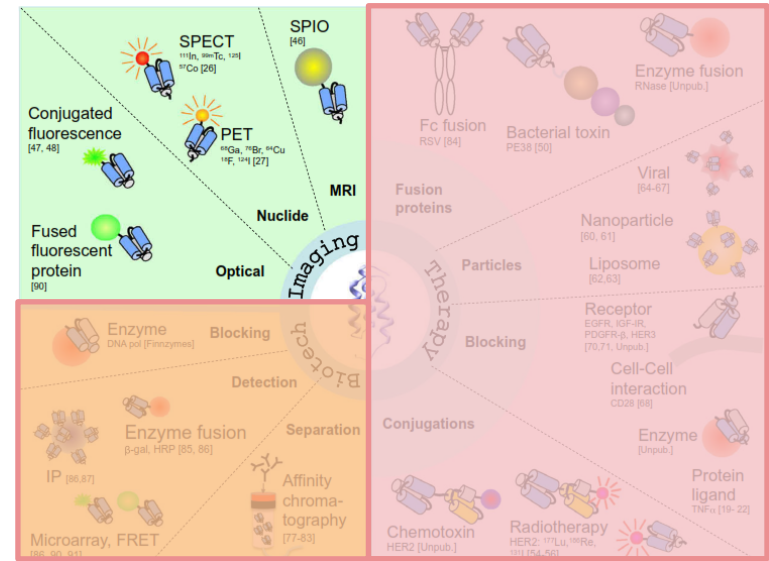
Affibody Applications - Imaging



Most promising tracers

Site-specific
radiolabeling

Help target tumors
during MRI



Affibody Applications - Therapy

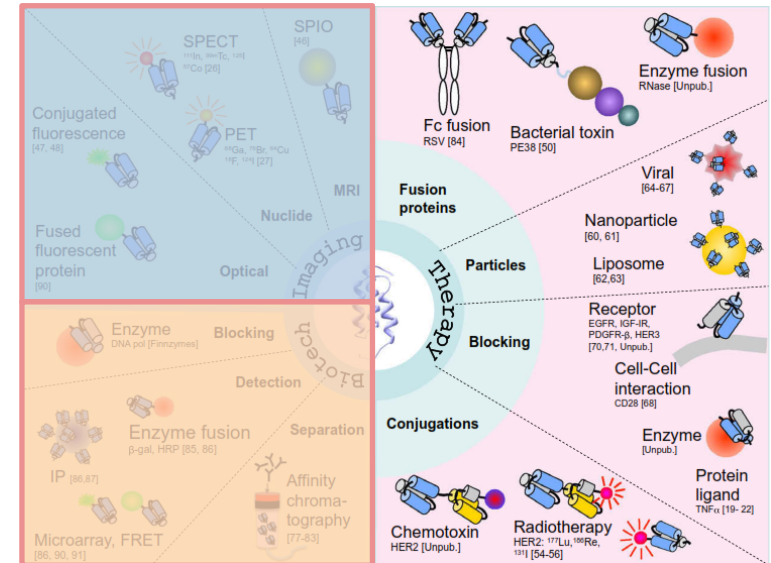


Targeting payloads

Immunotoxins

Radionuclides

Affibody bound to albumin increases therapy treatments



Affibody Applications - Biotechnology

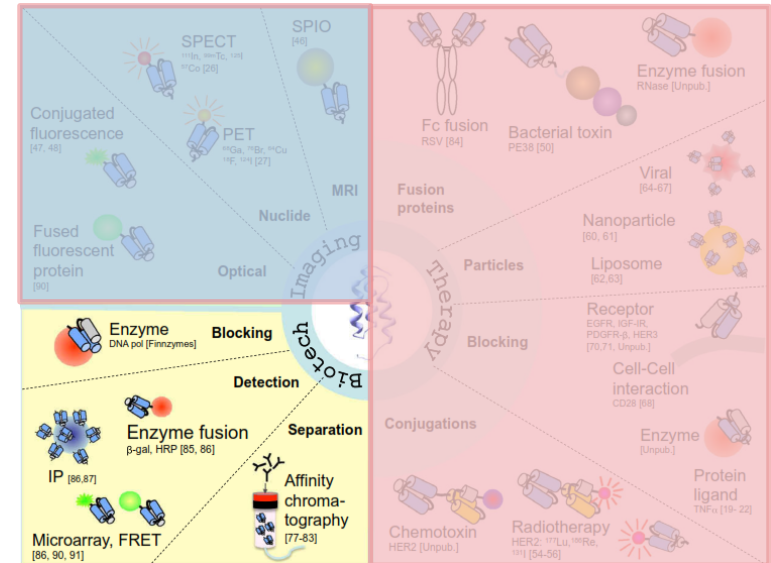


Affibody chromatography

Immunoprecipitation

Fluorescence-based assays

Biosensors in FRET





Review

Affibody molecules: Engineered proteins for therapeutic, diagnostic and biotechnological applications

J. Löfblom^a, J. Feldwisch^{b,c}, V. Tolmachev^b, J. Carlsson^b, S. Ståhl^{a,*}, F.Y. Frejd^{b,c}

^aDepartment of Molecular Biotechnology, School of Biotechnology, Royal Institute of Technology (KTH), AlbaNova University Center, SE-106 91 Stockholm, Sweden

^bDepartment of Oncology, Radiology and Clinical Immunology, Rudbeck Laboratory, Uppsala University, SE-75185 Uppsala, Sweden

^cAffibody AB, Lindhagensgatan 133, SE-112 51 Stockholm, Sweden

Structural basis for high-affinity HER2 receptor binding by an engineered protein

Charles Eigenbrot^{a,b,1}, Mark Ultsch^a, Anatoly Dubnovitsky^c, Lars Abrahmsén^{d,1}, and Torleif Härd^{c,1}

^aDepartment of Structural Biology and ^bDepartment of Antibody Engineering, Genentech Inc., 1 DNA Way, South San Francisco, CA 94080; ^cDepartment of Molecular Biology, Swedish University of Agricultural Sciences, Uppsala Biomedical Center, SE-751 24 Uppsala, Sweden; and ^dAffibody AB, Lindhagensgatan 133, SE-112 51 Stockholm, Sweden

HER2 as a target for cancer therapy



HER2 (human epidermal growth factor receptor 2) as focus for SPACE-P

Orphan receptor

Multiple binding molecules

mAb

Trastuzumab & Pertuzumab

Z_{HER2:342} (ZHER2)

High affinity of HER2 to ZHER2



Affinity maturation

Cycles of Protein Engineering

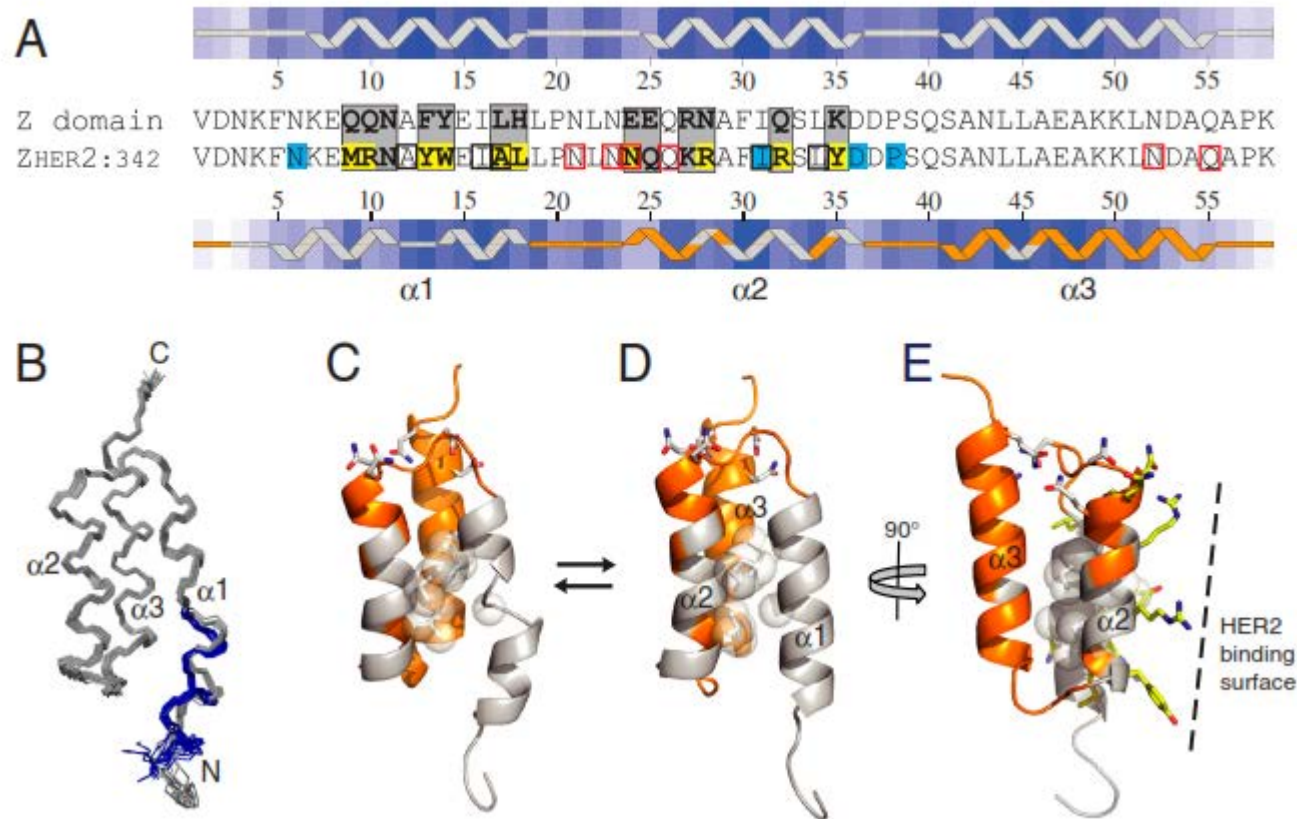
$K_D = 22\text{pM}$

No competitive binding with other molecules

Acts as a tracer through molecular imaging

ZHER2 sequence structure and dynamics

STACE-P



Concluding Remarks



The HER2-binding affibody is thermodynamically stable and has a significantly high affinity towards HER2.

Two conformations due to helix 1 folding differences

Conformational dynamics may still increase affinity

Non-competitiveness has a significant advantage

Thank
you very
much